


Hygiene module HM Connect 2621

Hygiene control in large buildings



Field of application

The hygiene module HM Connect is designed as a flushing station preserving the potable water hygiene in large buildings. The HM Connect is used in potable water installations for example in schools, hospitals, hotels, municipal buildings

as well as industrial and commercial sites. The hygiene module HM Connect monitors the water temperature and the draw-off cycles of potable water.

Design

The hygiene module's electronic monitoring system is able to identify water stagnation. When the programmed values are exceeded, the total installation will be flushed with fresh water. The options „hot and cold“ and „single hot or cold“ allow for indivi-

dual adjustment to various systems. The hygiene modules can be controlled and managed by means of the SYR Connect system via the Internet or a smart phone.

Materials

The body is made of a high-quality low-lead brass alloy. The rubber parts are made of ageing resistant elastomeric material. All other functional parts are made from stainless steel. All materials used are state-of-the-

art. The synthetic and elastomeric parts in contact with water comply with the Directives of Germany's Federal Environment Agency (KTW).

Installation

Install the hygiene modules in a pre-wall system, in light weight construction wall frames or on the wall and then

connect them to the piping system.

Thoroughly flush the pipe prior to installation. All electric connections are factory-mounted. The LAN access has to

be provided separately.

Technical specifications

Service temperature:

max. 30 °C (cold water)

max. 80 °C (hot water)

Service pressure:

min. 2 bar; max. 10 bar

Fluid:

potable water

Flow rate:

3,8 m³/h at 1,0 bar Δp

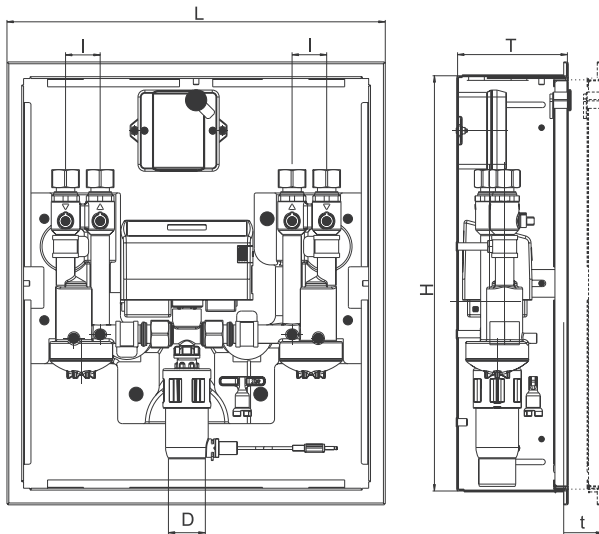
Serial number:

2621...

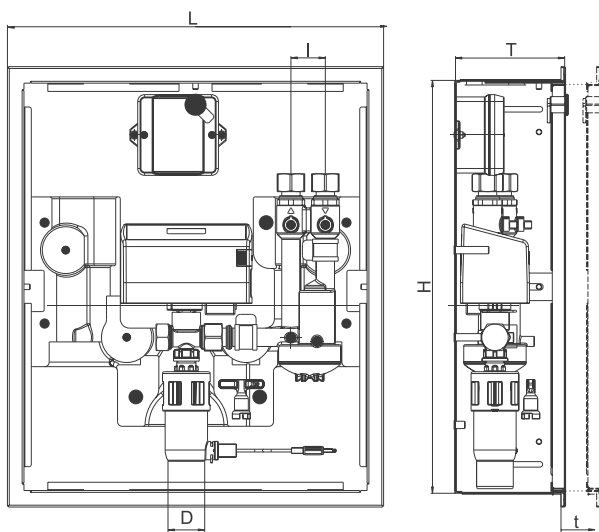
Maintenance

Apart from changing batteries every 2 years, the hygiene

modules require no maintenance.



Single Module hot and cold



Single module hot or cold

Dimensions	L (mm)	380
	I (mm)	37,5
	T (mm)	120
	H (mm)	450
	D (mm)	40
	t (mm)	43

Components / Order numbers

①
Tile frame
2621.00.900

